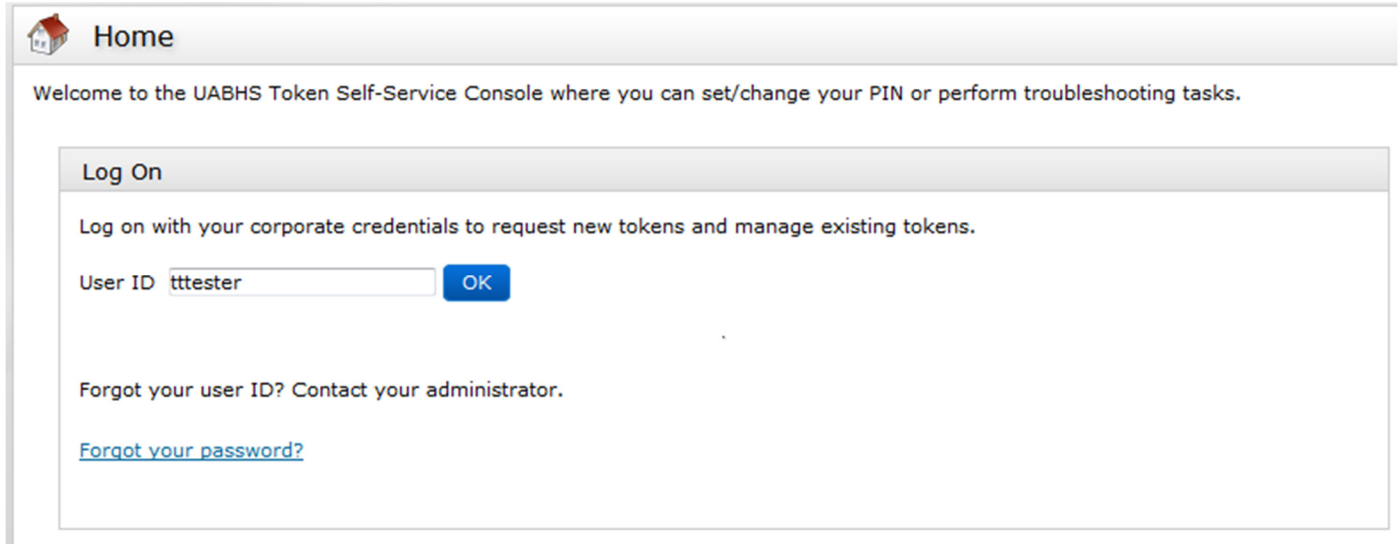


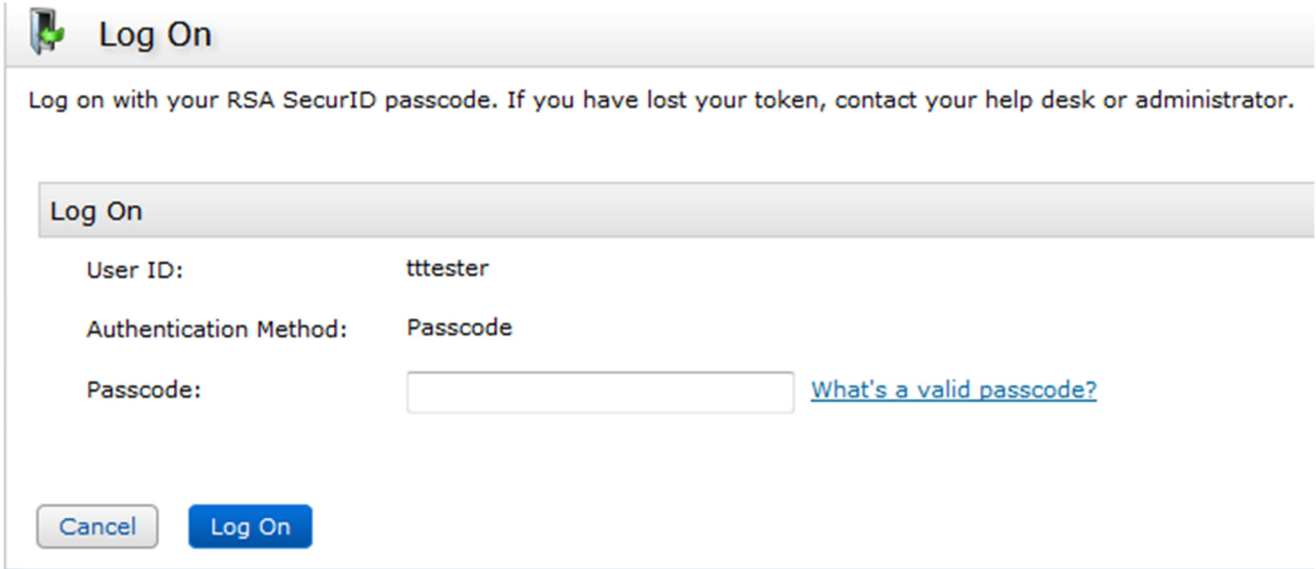
RSAToken-Activation

1. Browse to this address → <https://mytoken.hs.uab.edu/console-selfservice>
2. Enter your User ID and click “OK”




The screenshot shows the 'Home' page of the UABHS Token Self-Service Console. The page has a header with a home icon and the text 'Home'. Below the header is a welcome message: 'Welcome to the UABHS Token Self-Service Console where you can set/change your PIN or perform troubleshooting tasks.' The main content area is titled 'Log On' and contains the following text: 'Log on with your corporate credentials to request new tokens and manage existing tokens.' There is a text input field for 'User ID' containing the text 'tttester' and a blue 'OK' button. Below this, there is a link for 'Forgot your user ID? Contact your administrator.' and another link for 'Forgot your password?'.

3. Enter the current Tokencode only (without PIN) and click “Log On”.



The screenshot shows the 'Log On' page of the UABHS Token Self-Service Console. The page has a header with a token icon and the text 'Log On'. Below the header is a message: 'Log on with your RSA SecurID passcode. If you have lost your token, contact your help desk or administrator.' The main content area is titled 'Log On' and contains the following text: 'User ID: tttester', 'Authentication Method: Passcode', and 'Passcode: [input field]'. There is a blue link for 'What's a valid passcode?' next to the passcode input field. At the bottom, there are two buttons: a grey 'Cancel' button and a blue 'Log On' button.

4. Set your desired PIN followed by the next Tokencode (after it changes)

 **New RSA SecurID PIN Required**

Either you do not have a PIN yet, or security policy requires a PIN change.

If you are prompted to enter your next tokencode, wait until the tokencode (the number on your RSA SecurID token) changes, then enter that new tokencode.
Note: It may take a minute or more for the tokencode to change.


Create New PIN

New PIN: [What is a valid pin?](#)

Confirm New PIN:

Next Tokencode: *


5. You have now successfully set your token PIN. *If you would like to test your token, click on **Test**.*

 **My Account**

This page allows you to view your user profile and manage your authenticators. Certain edits to your account require administrator approval.

My Authenticators

Tokens - [view SecurID token demo](#)

Android	View details, test, troubleshoot	
Token Serial Number:	000402810758	
PIN:	created on Feb 14, 2017 5:09:31 AM CST Change PIN	
Expires On:	Dec 30, 2019 6:00:00 PM CST	

On-Demand Authentication